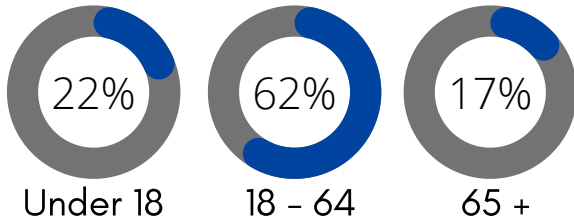


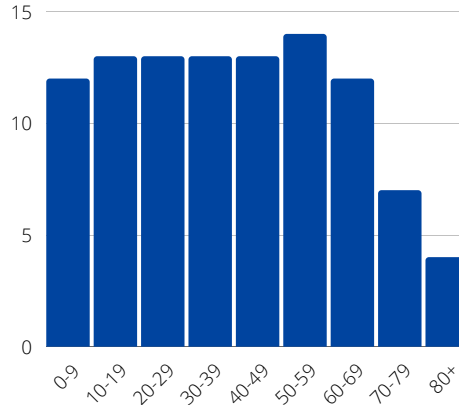
ECONOMY CAPTURE



POPULATION BY AGE



POPULATION (AGE RANGE)



63.5%

Labor force participation rate

DATA SOURCE:
U.S. Census Bureau

51%

Married

2.7

Persons per household

10.3%

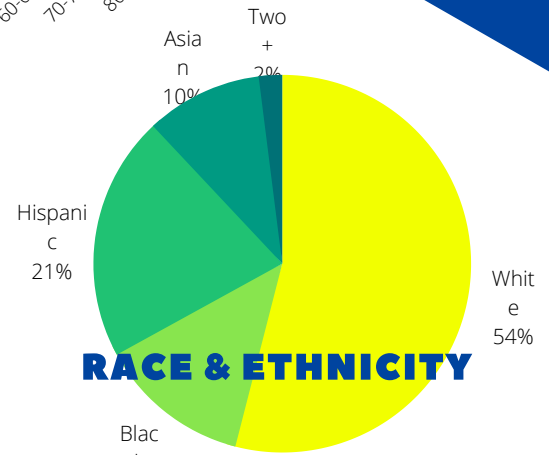
Moved since previous year

40.2 yrs

Median Age

32.2%

Persons with language other than English spoken at home



RACE & ETHNICITY

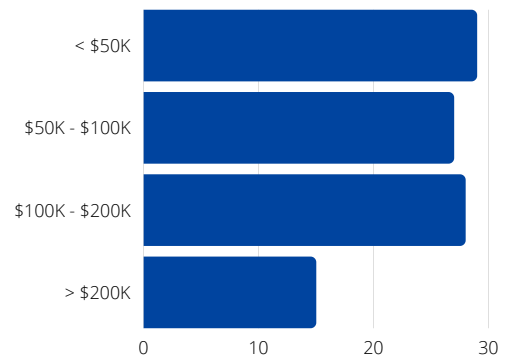
23.4%

Foreign-born population

41.2%

Bachelor's degree or higher

HOUSEHOLD INCOME



9.2%

Persons below poverty line

90.3%

High school grad or higher

NEW JERSEY

Population	8,882,190
Square Miles	7,354.8
People per Square Mile	1,207.7

Households	3,286,264
Housing Units	3,641,854
Value*	\$348,800

*of owner-occupied housing units

ECONOMY CAPTURE

JERSEY CITY

262,075

POPULATION

103,225

HOUSEHOLDS

87.6%

HIGH SCHOOL GRAD

47.5%

BACHELOR'S OR HIGHER

68.4%

IN CIVILIAN LABOR FORCE

\$70,752

MEDIAN HOUSEHOLD INCOME

ELIZABETH

129,216

POPULATION

40,785

HOUSEHOLDS

73.4%

HIGH SCHOOL GRAD

47.5%

BACHELOR'S OR HIGHER

68.1%

IN CIVILIAN LABOR FORCE

\$48,407

MEDIAN HOUSEHOLD INCOME

TRENTON

83,203

POPULATION

27,561

HOUSEHOLDS

71.4%

HIGH SCHOOL GRAD

12.2%

BACHELOR'S OR HIGHER

58.7%

IN CIVILIAN LABOR FORCE

\$35,402

MEDIAN HOUSEHOLD INCOME

NEWARK

282,011

POPULATION

100,262

HOUSEHOLDS

75.3%

HIGH SCHOOL GRAD

15.3%

BACHELOR'S OR HIGHER

61.2%

IN CIVILIAN LABOR FORCE

\$35,199

MEDIAN HOUSEHOLD INCOME

